


# PS2 T & R Series



## FEATURES:

- CSA Approval, CE Compliant.
- Count speed up to 10k Hz.
- No gears needed for rate measurement.
- NEMA 4X / IP 65 front panel.
- Optional RS232 / RS422 Communication.
- Large LED display.

## APPLICATION:

Anywhere rate, total count or position needs to be displayed.

## DESCRIPTION:

The PS2 series has two versions for displaying total count or rate. The R version is a 5 digit ratemeter that requires only one pulse per unit of measure (no gears needed just one pulse per shaft revolution). Rate can be displayed in units per second, minute or hour. The T version is a 6 digit dual input bi-directional totalizer that accepts simultaneous inputs. Each pulse input equals one count, with input A counting up (adding) and input B counting down (subtracting).

## SPECIFICATIONS:

**Display:** 6 digits, 0.55" High LED

**Input Power:** 110, 220 VAC  $\pm$  15% or 12 to 15 VDC

**Current:** 250 mA DC max. or 6.5 VA AC

**Output Power:** (AC powered units only) +12 VDC @ 50 mA, unregulated -10 + 50%

**Temperature:** Operating: +32°F (0°C) to +130°F (+54°C)  
Storage: -40°F (-40°C) to +200°F (93°C) Humidity: 0-90%  
Non-condensing

**Memory:** EEPROM stores data for 10 yrs if power is lost.

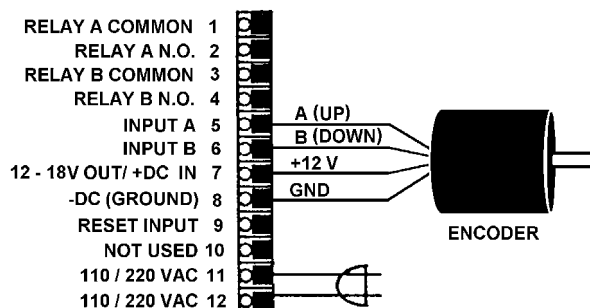
### Inputs A & B:

- 1: Standard High Impedance DC pulse input. Open or 0-1 VDC (low), 4-30 VDC (high), 10k  $\Omega$  imp. 10k Hz max. speed. Accepts simultaneous inputs. (For open collector (NPN) sinking driver inputs, use an external pull up resistor 2.2k to 10k  $\Omega$ .)
- 2: Standard pulses on input A, Direction Control standard input B (When B is "high", 4-30 VDC, the count inputs on A will count up and when B is "low" A counts down). Totalizer only.
- 3: Magnetic pickup input, inputs A & B, accepts 30mV input (50 V max. P/P) signals 10k  $\Omega$  imp. 5k Hz max. Totalizer only.
- 4: Mag. input A, standard input B.
- 5: Mag. input A, Direction Control standard input B. Totalizer only.
- 6: Quadrature, accepts standard pulses with 90° phase shift for direction detection. Totalizer only.
- 7: Quadrature, accepts Mag. pulses with 90° phase shift for direction detection. Totalizer only.

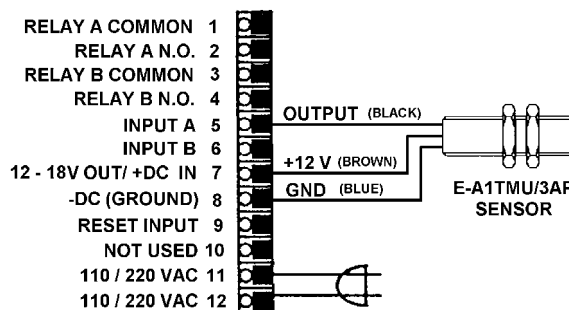
**Count speed:** 10k Hz high speed or 40 Hz low speed with debounce filtering.

**Reset:** Remote: 4-30 VDC negative edge, rear terminal.

## TYPICAL WIRING (totalizer)\*



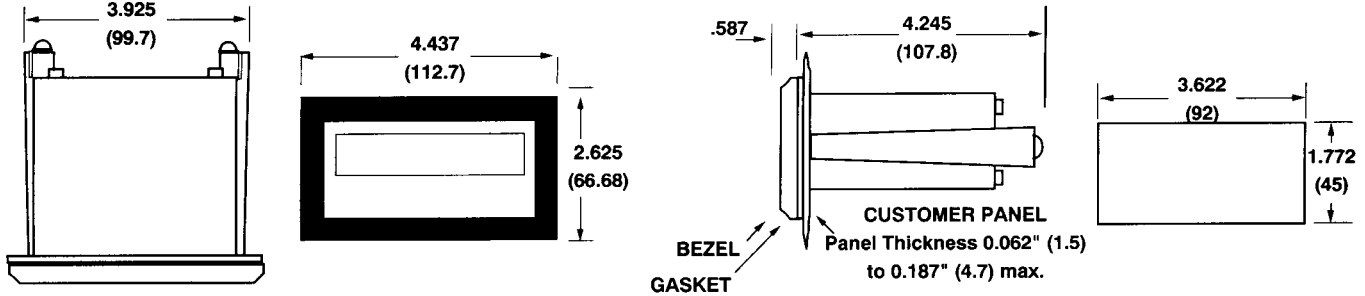
## TYPICAL WIRING (ratemeter)\*



\* Note: relay outputs are not supplied with the PS2 T & R series. For presets and scaling see the PS2 CR, CP and RP series.

**Counter/Ratemeter**

**DIMENSIONS:** inches (mm)



**Ordering Information:**

<b>MODEL CODE:</b>	<b>PS2</b>	<b>I</b>	<b>H</b>	<b>A</b>	<b>1</b>	<b>M**</b>	<b>1</b>
	1	2	3	4	5	6	7

**CODE:**

- 1 SERIES
- 2 FUNCTION
  - T = Totalizing Counter
  - R = Ratemeter
- 3 INPUT SPEED
  - L = Low speed, debounce filter 40Hz max.
  - H = High speed (0 to 9.99k Hz)
- 4 SUPPLY VOLTAGE
  - A = 110 VAC ± 15% or 11-15 VDC
  - B = 220 VAC ± 15% or 11-15 VDC
- 5 INPUT A & B
  - 1 = Both standard 4-30 VDC
  - 2 = Standard A, standard direction B\*
  - 3 = Both magnetic pickup 30mV\*
  - 4 = Mag A, standard B
  - 5 = Mag A, standard direction control B\*
  - 6 = Quadrature standard \*
  - 7 = Quadrature mag. \*
- 6 RATE TIME BASE
  - S = RPS rate per second
  - M = RPM rate per minute
  - H = RPH rate per hour
- 7 OPTIONS
  - 1 = RS232 Communications
  - 2 = RS422 Communications

\* Totalizer only  
\*\* Ratemeter only

**Accessories**

**FPK** Front panel keyboard (for programming)