


KE610 Series

Non-Reset Electromechanical Counter

**FEATURES:**

- Low Cost.
- RoHS Compliant upon request
- UL & CSA Approved.
- Wide Range Of Input Voltages.
- Rugged Plastic Package.
- Long Life.

APPLICATIONS:

The compact design and various mounting styles of the KE610 make it ideal for almost all counting applications. These electromechanical counters will not lose their count during power failures or from electrical noise. The KE610 are used in:

- Mail Equipment
- Photo Machines
- Vending Machines
- Gaming Machines
- Elevators
- Copy Machines
- Ticket Machines

DESCRIPTION:

The KE Series incorporates the latest manufacturing technology together with a patented basic design to achieve high performance over a wide temperature range with low power consumption. These counters can be mounted by 2 front flange styles, base flange, behind the panel (front mount), or rear screws. The KE610 has UL/CSA approvals and can operate over a wide voltage range of DC or AC power.

SPECIFICATIONS:

Digits: 6

Digit Size: 0.160" white on black. Colors available.
Special 0-5-0-5 available.

Operating Voltage $\pm 10\%$:

DC: 4.5, 6, 12, 24, 48, 115 (2W)

AC: 24, 48, 120, 220 (5VA)

Reset: None

Count Speed: 10 cps., standard. 50/50 ratio on/off.

Max. On Time: Infinite

Temperature: Storage: 14°F to 122°F (-10°C to 50°C).

Operating: 23°F to 104°F (-5°C to +40°C).

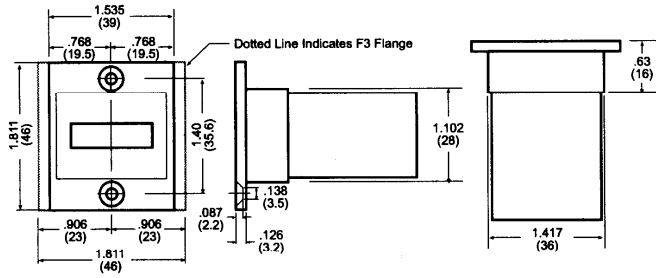
Approvals: (KE610) UL# E60420, CSA# LR 91109-4

Termination: UL/CSA wire leads, 10" long, standard.

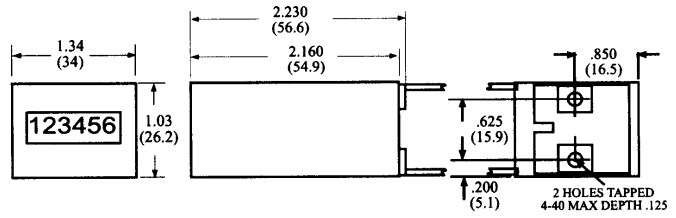
Weight: 4 oz. (113 g.)

Electromechanical Counter

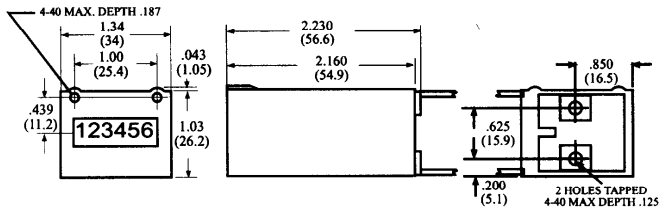
FL & F3 Flange Mount



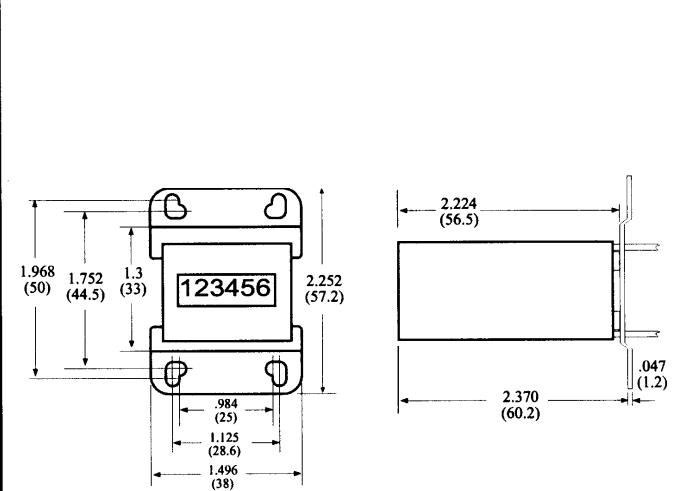
R Rear Mount



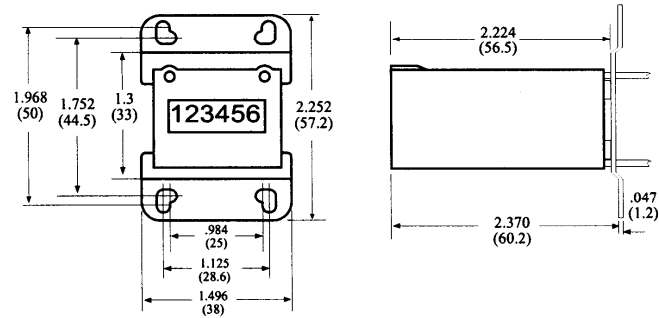
F Front Mount



B Base Mount



FB Front & Base Mount



How To Order

EXAMPLE: KE 610 A FB 10 DC 12

Series

KE610 = 6 Digit

Special Features

(Omit if no special feature desired)

A = Add Diode Suppression (DC only)

.01 = Coin, 2 wheels red on black

.05 = Coin, 2 wheels red on black
(steps 05, 10, 15 ...)

Mounting

FL = Flange Mount 1.535" x 1.811"

F3 = Flange Mount 1.811" x 1.811"

F = Front

FB = Front & Base

R = Rear Mount

B = Base Mount

Count Speed

10 = 10 CPS (Standard)

Operating Voltage

AC

DC

Voltage Level

DC: 4.5, 6, 12, 24, 48, 110

AC: 24, 48, 120, 220